



CRUISE THE MIGHTY MISSISSIPPI RIVER

Your All-Inclusive Lower Mississippi River Cruise Includes:

- ★ 9-day/8-night exploration
- ★ 7 ports of call with guided excursion options at each
- ★ All onboard meals and our signature evening cocktail hour
- ★ Full enrichment package with guest speakers and nightly entertainment
- ★ Newest fleet of ships with just 90 to 180 guests
- ★ All tips and gratuities

*America's #1
River Cruise Line*



Call today

800-459-2596

to request a
free Cruise Guide

March 2025



10

06 Home of the Brave

The long-awaited National Medal of Honor Museum in North Texas tells the stories of our nation's greatest heroes.

By Cyndy Irvine

A Journey of Resilience

Caddo Mounds State Historic Site builds community while rebuilding itself after a devastating 2019 tornado.

Story and photos by Anna Mazurek

04

Currents

The latest buzz

05

TCP Talk

Readers respond

16

Co-op News

Information plus energy and safety tips from your cooperative

25

Footnotes in Texas History

Sancho's Long Road
By W.F. Strong

26

TCP Kitchen

Pies, Pies, Pies
By Vianney Rodriguez

30

Hit the Road

Heaven in Houston
By Chet Garner

33

Focus on Texas

Photo Contest: Small Spaces

34

Observations

Nanny's Blessing
By Shane Torno

ON THE COVER

The late George "Bud" Day received a Medal of Honor after his F-100, like the one behind him in Houston, was shot down over Vietnam.

Photo by Robert Seale

ABOVE

Exhibits at Caddo Mounds.

Photo by Anna Mazurek

Women's History Month



THOSE RED AND WHITE signs herald a grocery chain that has grown to more than 435 stores in Texas and Mexico since its founding in 1905 in the Hill Country.

Howard E. Butt is credited with launching the H-E-B empire, but the family's first store was the creation of his mother.

Florence Butt, above, was the mother of three young sons and wife of a pharmacist unable to work because of tuberculosis. She invested \$60 to open C.C. Butt Grocery, named for her husband, on Main Street in Kerrville.

Howard took over the store in 1919 after he returned from World War I.



TCP Contests and More

ENTER CONTESTS AT
TEXASCOOPPOWER.COM



\$500 RECIPE CONTEST
Beefy Burgers

FOCUS ON TEXAS PHOTOS
Catch of the Day

RECOMMENDED READING
Texas Independence Day is March 2. Read *Texas Independence* from March 2016 to learn more about the birthplace of a nation. Find it at TexasCoopPower.com.

“Texas has yet to learn submission to any oppression, come from what source it may.”

—SAM HOUSTON

FINISH THIS SENTENCE

Making my bed every morning is ...

TCP Tell us how you would finish that sentence. Email your short responses to letters@TexasCoopPower.com or comment on our Facebook post. Include your co-op and town.

Here are some of the responses to our January prompt: **The best year of my life was ...**

When my brother (now deceased) came home safe from the Vietnam War.

SUSAN MARTIN
SAN PATRICIO EC
THREE RIVERS

When I figured out that happiness is just a state of mind.

ADRIAN MAUI SCLAWY
HOUSTON COUNTY EC
ELKHART

The year I married the girl of my dreams—52 years ago.

STEVE BAILEY
PENTEX ENERGY
GAINESVILLE

2012, when I moved to Texas to join the love of my life after being apart for almost 40 years.

TOM DIFRANCESCA
NUECES EC
BISHOP

Visit our website to see more responses.

JANUARY 2025 Our Nosy New Neighbors

“As a child, I remember spotting black bears as far east as Waco. My mom told me their favorite drink was Dr Pepper.”

GLORIA CURRIN
WOOD COUNTY EC
VAN



JARED MARKGRAF

Can We All Get Along?

I checked out the videos from Rancho Ursa Major and was captivated by them [Our Nosy New Neighbors, January 2025]. I hope the black bears continue to thrive and that humans will be able to coexist with them.

Betsy Drapela
Pedernales EC
Boerne

Know what to do when encountering a mother with her cubs. If the cubs are scurrying up a nearby tree, try not to lose sight of the mother.

Back yourself slowly out of the area. Do not run until well clear of the area. The article mentioned carrying bear spray: excellent advice.

Frank Ott
Concho Valley EC
Eola

Easing Into Y2K

I spent New Year’s Eve 1999 at home logged into my work’s network watching Y2K come into our sites overseas, beginning with Japan—midnight their time, 9 a.m. Dallas time [Black-Eyed Peace, December 2024]. All systems were up and running.

I informed my boss. He told me to continue to monitor. Taiwan and the Philippines were next. Again, all systems up and running.

This continued until our Germany and France sites hit midnight, 5 p.m. Dallas time. All systems up and running.

My boss told me to enjoy the rest of my New Year’s Eve with my family.

Mark Murray
Farmers EC
McLendon-Chisholm

Not Asking Too Much

Loved this [Dear Santa, December 2024]. What a wonderful and simple time.

Laneta Beach
Via Facebook



CHRIS WORMELL

TCP WRITE TO US
letters@TexasCoopPower.com

Editor, Texas Co-op Power
1122 Colorado St., 24th Floor
Austin, TX 78701

Please include your electric co-op and town. Letters may be edited for clarity and length.

Facebook Instagram Twitter YouTube LinkedIn Texas Co-op Power

TEXAS ELECTRIC COOPERATIVES BOARD OF DIRECTORS

Chair Avan Irani, Robstown
Vice Chair Bryan Wood, San Augustine
Secretary-Treasurer Cameron Smallwood, Burleson
Board Members Dale Ancell, Lubbock
Matt Bentke, Bastrop • Kerry Kelton, Navasota • Mark McClain, Roby

PRESIDENT/CEO Mike Williams, Austin

COMMUNICATIONS & MEMBER SERVICES COMMITTEE

Mike Ables, Bellville • Kathi Calvert, Crockett
Marty Haught, Burleson • Tachi Hinojosa, Fredericksburg • Gary Miller, Bryan
Zac Perkins, Hooker, Oklahoma • Bryan Story, Blossom • Buff Whitten, Eldorado

MAGAZINE STAFF

Vice President, Communications & Member Services Martin Bevinis

Editor Chris Burrows
Associate Editor Tom Widlowski
Production Manager Karen Nejtek
Creative Manager Andy Doughty
Advertising Manager Elaine Sproull
Communications Specialist Samantha Bryant
Digital Media Specialist Caytlyn Calhoun
Senior Designer Stacy Coale
Assistant Production Manager Alex Dal Santo
Print Production Specialist Grace Fultz
Food Editor Vianney Rodriguez
Communications Specialist Erin Sinclair
Communications Specialist Claire Stevens
Proofreader Louie Bond

TEXAS CO-OP POWER Volume 81, Number 9 (USPS 540-560). Texas Co-op Power is published monthly by Texas Electric Cooperatives. Periodical postage paid at Austin, TX, and at additional offices. TEC is the statewide association representing 76 electric cooperatives. Texas Co-op Power’s website is TexasCoopPower.com. Call (512) 454-0311 or email editor@TexasCoopPower.com.

SUBSCRIPTIONS Subscription price is \$5.11 per year for individual members of subscribing cooperatives and is paid from equity accruing to the member. If you are not a member of a subscribing cooperative, you can purchase an annual subscription at the nonmember rate of \$7.50.

Co-op members: Please notify your co-op of address changes or other subscription requests.


POSTMASTER Send address changes to Texas Co-op Power (USPS 540-560), 1122 Colorado St., 24th Floor, Austin, TX 78701. Please enclose label from this copy of Texas Co-op Power showing old address and key numbers.

ADVERTISING Contact Elaine Sproull at (512) 486-6251 or esroull@texas-ec.org for information about purchasing display ad space in Texas Co-op Power and/or in our 26 sister publications in other states. Advertisements in Texas Co-op Power are paid solicitations. The publisher neither endorses nor guarantees in any manner any product or company included in this publication.

COPYRIGHT All content © 2025 Texas Electric Cooperatives Inc. All rights reserved. Reproduction of this issue or any portion of it is expressly prohibited without written permission. Willie Wire-hand © 2025 National Rural Electric Cooperative Association.



HOME *of the* BRAVE



RECIPIENT: **SPC. JAMES C. MCCLOUGHAN**
BRANCH: **ARMY**
COMBAT: **VIETNAM WAR**

Among his heroics as a combat medic in May 1969, the private first class was hit twice by small arms fire and shrapnel from a grenade—bleeding heavily—as he rescued multiple wounded comrades.



RECIPIENT: **LT. COL. WILLIAM D. SWENSON**
BRANCH: **ARMY**
COMBAT: **AFGHANISTAN WAR**

The captain's combat team was ambushed in September 2009. His exceptional leadership and stout resistance against the enemy during six hours of continuous fighting rallied his teammates and effectively disrupted the enemy's assault.

The long-awaited National Medal of Honor Museum in North Texas tells the stories of our nation's greatest heroes



RECIPIENT: MAJ. GEN. PATRICK HENRY BRADY
BRANCH: ARMY
COMBAT: VIETNAM WAR

Maj. Brady used three helicopters in one January 1968 day to evacuate 51 seriously wounded comrades. One aircraft was heavily damaged, and his missions encountered close-range enemy fire and descended through heavy fog and smoke.

BY CYNDY IRVINE

A distinctive, boxy building under construction for the past three years in Arlington's entertainment district is not another sports arena or entertainment complex. Instead, in stark contrast to its glitzier surroundings, this structure's solemn purpose is to pay tribute to American heroes who have displayed exceptional courage under fire.

Heroes like Marine Corps 2nd Lt. George Herman O'Brien Jr., who charged through a hail of gunfire during the Korean War, fighting while injured and holding the line for hours. Like Army Sgt. James Marion Logan, who singlehandedly captured a German machine-gunner emplacement during World War II. Like John E. "Jackie" Kilmer, a Navy hospital corpsman who died using his body to shield an injured comrade during the Korean War.

The National Medal of Honor Museum will tell their important stories and those of many others. The much-anticipated national landmark is a tribute to recipients of our nation's highest and most prestigious military award for valor.

After a nationwide search, Arlington, in the Metroplex, was chosen in 2019 as the ideal setting due to its easy accessibility and location near the center of the country. Construction began in March 2022, and the grand opening is set for March 25, National Medal of Honor Day.

"We knew it is important for the museum to be located in an area which already has significant foot traffic and an infrastructure for supporting tourism," says Cory Crowley, executive vice president of the National Medal of Honor Museum Foundation. "Finally, we knew Texas has a strong and patriotic philanthropic base of generous individuals, families and corporations with whom this project would resonate."

Through an international competition, renowned architect Rafael Viñoly (who has since died) submitted the winning design for the museum. He reportedly was inspired by the heavy burden carried by members of the U.S. military and envisioned a large slab formation supported by five columns, each representing a branch of the military.

PORTRAITS: ROBERT SEALE; NOVEMBER 2024. LE MERIDIEN DALLAS. THE STONELEIGH



ALL IMAGES THIS SPREAD COURTESY NATIONAL MEDAL OF HONOR MUSEUM

The museum’s dramatic structure follows Viñoly’s vision. Entry is through a spacious open-air rotunda encircled by the five concrete megacolumns that bear the primary building structure 40 feet overhead. Two glass elevators and a double helix of staircases lead to the upper level.

Inside, visitors will find galleries housing an extensive collection of personal mementos, compelling artifacts (including a fully restored Vietnam-era Huey helicopter), and state-of-the-art exhibits that tell the history of the Medal of Honor and the stories of the heroes who earned it.

Powered by a database of hundreds of hours of recorded video interviews, generative artificial intelligence will enable visitors to hold interactive conversations with medal recipients and hear their stories brought to life.

“Our museum is focused on collecting artifacts that will share the full history of the Medal of Honor, from its beginnings during the Civil War to modern day,” says Greg Waters, director of curatorial affairs. “The collections continue to grow as we bring in additional artifacts that will help us

ABOVE A nighttime rendering of the National Medal of Honor Museum designed by renowned architect Rafael Viñoly. The structure rests 40 feet high on five columns, each representing a branch of the military.

BELOW Entry is through a spacious open-air rotunda. Two glass elevators and a double helix of staircases lead to the upper level.

inspire our future visitors with these incredible Medal of Honor stories.”

The more than 100,000-square-foot complex, set on five acres alongside a small lake, includes a tranquil green space for reflection, an event center for memorials and ceremonies, an outdoor amphitheater, and the National Medal of Honor Griffin Institute.

The institute, with its 220-seat theater and conference center, will offer outreach programs and educational opportunities for all ages. “It’s one way we can live our mission to inspire, equip and connect people around the values inherent in the Medal of Honor—so everyone can live and lead with honor,” says Anthony Brock, executive director of the institute.

To receive the Medal of Honor, a recipient must have shown exceptional courage in combat, often risking their life beyond the call of duty. The medal is conferred by congressional approval only after an extensive review of supportive evidence and at least two eyewitness accounts documenting the heroic actions.

The president typically presents the medal in a formal White House ceremony before family members and invited guests. The medal is recognizable as a five-pointed star attached to a light blue neck ribbon—with slight variations in design between the military branches.

The Medal of Honor originated during the Civil



War when President Abraham Lincoln signed legislation creating the award in 1861 for Navy personnel and in 1862 for Army soldiers to honor “gallantry in action” during combat activities. Congress then established the Medal of Honor as a permanent decoration in 1863.

While more than 41 million Americans have served in the military all-time and more than 2 million have earned Purple Hearts, just 3,547 Medals of Honor have been conferred in more than 160 years. There are 19 double-recipients.

More than 600 of the medals have been awarded posthumously—a testament to the sacrifice required for the honor. Seventy-seven Medals of Honor have been awarded to Texans. Today there are 61 total living recipients across the U.S.

Retired Staff Sgt. Clint Romesha of Minot, North Dakota, who received the Medal of Honor for heroism in Afghanistan, says his medal was “not given for a day that went easy.”

“It’s a very personal thing, this museum,” the Army veteran says. “It’s not just highlighting the legacy of the medal and the recipients themselves, but it really shows the root and the values of the medal for all. ... It will share [the medal’s story] with the American people and constantly remind them that freedom isn’t free.”

The \$210 million museum is primarily funded by generous donations from private individuals, foundations and corporations. Jerry Jones, owner of the Dallas Cowboys, a neighbor of the museum, contributed \$20 million.

“This is not a war museum or a history museum,” Crowley says. “It is a biography museum, which will leave visitors with the understanding we are all born with the potential to be extraordinary and we all have the opportunity to be heroes in our own communities, families or vocations.”

For O’Brien—who was promoted to major as a member of the Marine Corps Reserve and later returned to West Texas



Did You Know?

Only one woman has ever been awarded the Medal of Honor: Mary Edwards Walker, who served as a Union Army surgeon during the Civil War.

Only one president has a Medal of Honor: Theodore Roosevelt, for his service during the Spanish-American War.

Nineteen Americans have been awarded two Medals of Honor.

The youngest Medal of Honor recipient, Willie Johnston, earned the award as an 11-year-old drummer during the Civil War.

Milton M. Holland, an African American from Panola County or Austin (sources vary), was the first Texas-born recipient of the Medal of Honor, for assuming command of a Union company during the Civil War.

Two Texans, Army Lt. Col. Robert G. Cole of Fort Sam Houston and Marine Pfc. Charles Howard Roan—both Medal of Honor recipients—died on the same day, Sept. 18, 1944, in separate actions during World War II.

It is illegal to wear someone else’s Medal of Honor.

There are three medal variants, as shown. Members of the Marine Corps and Coast Guard are eligible to receive Department of the Navy recognition.

to live and work—the medal represented so much more than his own sacrifice.

“This medal’s not mine. It belongs to those kids who never grew up to be grandfathers,” he said before he died in Midland in 2005. “It’s in trust, and I hope I wear it well.” ■

A Journey of Resilience

Caddo Mounds State Historic Site builds community
while rebuilding itself after a devastating 2019 tornado



STORY AND PHOTOS BY ANNA MAZUREK

On April 13, 2019, 80 people were celebrating Caddo Culture Day at Caddo Mounds State Historic Site, a pre-Columbian village and ceremonial center near Nacogdoches, in East Texas. Members of the Caddo Nation had traveled from several states to attend the festivities that included traditional dance and music performances, guided hikes, and artist exhibits—when tragedy struck.

A powerful storm system had unleashed multiple tornadoes early that afternoon, including one that swept directly over Caddo Mounds, even as visitors sought shelter in an interior room of the visitor center. A passerby was killed, and collapsing walls paralyzed one survivor and left others seriously injured.

“The shock of the 2019 tornado is unique to each individual who was present that day,” says Rachel Galan, assistant site manager. “Caddo citizen Tracy Burrows described the response of all of those there that day as a tribal response. With three hours before outside first responders were on the scene, all those on-site and the community around us took care of each other.”

But the healing process for the Caddo community took much longer and required a great measure of hard work.

Finally, on May 18, 2024, another gathering celebrated the grand reopening of a new 5,150-square-foot visitor center. Rebuilding became a pathway to recovery for the survivors, strengthening the Caddo connection to the site and to each other, and shaping the site’s future.

OPPOSITE The site’s traditional grass house was rebuilt thanks to efforts from the Caddo Nation and the Texas Historical Commission.

ABOVE The rebuilt visitor center includes tribal replicas and exhibits. It also has tornado shelters.



Caddo History

By the year 800, the Caddo people were firmly established near the Neches River in present-day East Texas, anthropologists say, due to the abundance of food and fertile soil for agriculture.

While Caddo territory is mainly centered around the Red River Valley, in Arkansas, Louisiana, Oklahoma and Texas, archaeological finds at the Caddo Mounds site—copper sourced from the Great Lakes and shells from the Gulf Coast—illustrate their vast trade network, which included the El Camino Real de los Tejas.

“This trail network has been appropriated as a Spanish-Euro western trail system, which is actually a network that was created over centuries, if not millennia, that connects Caddo all the way up to the Great Lakes with copper and Cahokia Mounds, Spiro Mounds and all the way down into Mexico City and over to Santa Fe,” says Lauren Toho-Murrow Haupt, an Indigenous anthropologist and citizen of the Caddo Nation of Oklahoma.

“These were really wide networks of trade that really speak to how diverse Caddo were and how influential we were.”

The Caddo even influenced the name of the Lone Star State. “Texas comes from the Caddo word *tejas*, which means friend,” she explains.

Many centuries after the Caddo became established in the area, pressure from Anglo colonization efforts increased, and the Caddo were forced to leave Texas for Oklahoma in the 1850s. Today the Caddo Nation is headquartered in Binger, Oklahoma.

In 1982, a portion of the ancestral home of the Caddo Nation became the 397-acre Caddo Mounds State Historic Site, which is owned and overseen by the Texas Historical Commission.

The grounds include a section of the El Camino Real de los Tejas and three earthen mounds created about 1,000 years ago—one for burials, one for ceremonies and a third, a low platform, that doubled as a plaza space for meetings and gatherings. The mounds were one of the few features to survive the tornado unscathed.

Rising Again

The Caddo term for a tornado experience is *shahó*, a word shared with the nation by Alaina Tahlate, a Caddo Nation citizen and language preservationist—and a survivor of the tragedy.

“That’s one of the gifts of that kind of tragedy—that shared experience,” explains Galan, whose husband, archaeologist Victor Galan, was paralyzed as a result of the tornado. “For many of us, it just deepened our relationship to the place and our commitment to the place.”

One of the main efforts of the restoration was rebuilding the site’s replica grass house, originally constructed in 2016. Traditionally, a grass house would have been built in a day, but the fundraising and rebuilding process after the tornado took roughly 18 months due to the pandemic, weather and supply shortages.

Five female Caddo apprentices were hired to rebuild the house with funding from the Texas Historical Commission and Friends of Caddo Mounds, an advisory nonprofit that supports the site.

Caddo society is matriarchal, with women being central to social organization, and matrilineal, with family lineage traced from the mother’s side. While choosing female apprentices wasn’t necessarily planned, Toho-Murrow Haupt, one of the apprentices, considers it “reflective of the significance of female participation through all dimensions of Caddo culture.”

Rachel Galan recalls the “really powerful experience” of witnessing the rebuilding process and “having the house rise again” thanks to the five apprentices—Toho-Murrow Haupt, Jackie Bullard, Kay O’Neal, Katelyn De Anne Polly and Debbie Turner.

Traditional Caddo houses are beehive-shaped structures with a tiered, multilayered exterior and a pointed top. “The grass houses were the place that the families came together,” Toho-Murrow Haupt says. “It’s where children got to listen to stories in the winter ... they were a place of connection.”

A hundred volunteers—Caddo and non-Indigenous—donated time and labor to assist through the nine-month rebuilding process. The grass house was completed in 2022.

“That’s one of the gifts of that kind of tragedy—that shared experience. For many of us, it just deepened our relationship to the place and our commitment to the place.”

“It was a special process of engaging in the matriarchy rite of looking to an elder to guide us maternally through the process and nurture and facilitate this growth of a house, which eventually became a home,” Toho-Murrow Haupt says.

“To be doing Caddo things with Caddo people was a really special experience that I wish every Indigenous person got to have. It was making new relationships and hearing stories from people I’d never met before.”

Lasting Commitment

The completion of the \$2.5 million visitor center was also part of the first phase of the reconstruction efforts. The interior roof features a conical dome mirroring the structural shape of the grass house. The center includes tornado shelters and a berm for safety.

The site is currently raising money to build an education activity center, cisterns for rainwater collection and an open area for workshops and programs.

In addition, Galan has implemented a braided land conservation plan that weaves together Western-based science with traditional ecological knowledge acquired by Indigenous groups over generations.

The first programs “center on the revitalization and preservation of Caddo traditions: pottery, split-cane basket making, tending wild spaces and more that have led to nonextractive opportunities for Caddo citizens along with unique learning opportunities for visitors,” Galan says.

The programming includes weekend talks and workshops



ABOVE The exterior of the new visitor center was designed to blend into the natural environment with a self-weathering steel roof intended to mirror the shape of the Caddo mounds.

LEFT Archaeological excavations at the 20-foot burial mound, one of three earthen mounds on the site, revealed 90 bodies in roughly 30 burial pits.

such as ancient pottery techniques and the cultural importance of bead art. Educational activities include a free six-day family experience held over a series of three consecutive weekends and a six-week family garden camp.

These events are just one more way that shahó has brought more Caddo people to the site and increased their involvement while also bridging the gap between Indigenous and non-Indigenous visitors.

“By creating opportunities for authentic partnerships between Caddo citizens and the site, engaging Caddo citizens with the goal of being less extractive, and supporting cultural revitalization and preservation efforts, we have witnessed how an increase in Caddo participation with Caddo Mounds State Historic Site directly impacts visitation and interest in the site,” Galan says.

Caddo Mounds attracted 6,756 visitors last year—a 33% increase over 2023, with a notable bump after the rebuilding of the grass house and reopening of the visitor center.

Sustainability and land conservation are an integral theme of these new initiatives and a vital part of Caddo culture. Toho-Murrow Haupt says the Caddo coevolved with the land and maintained a healthy and balanced ecosystem.

“To truly live sustainably means to not leave a mark,” she says. “It means to allow for the full process of returning to the earth and completing that cycle.”

Though structures like the grass house are impermanent, the 2019 tragedy showed that the Caddo Nation and community’s commitment to the site is everlasting. ■

Myth Busting with Geothermal Heat Pumps

by Brian Shaw, Texas Territory Manager
WaterFurnace

“Well, you could have a geothermal heat pump, but...”

...You Need a Bunch of Land

As one old timer put it, “If you have a lawn mower, then I can put in a geo unit.” With numerous options for the underground loop systems, that’s actually true. A vertical loop is often installed under driveways or even 10’ x 10’ patches of ground. There are many other options including using an existing water well, a pond, or if in fact you have more than ½ an acre, a long horizontal ditch is a great solution. If you Google “ground heat exchanger options” you will find a variety of solutions that might work for you.

...It Isn’t Safe

Since geothermal heat pumps are 100% electrical, there is no combustion of gas or oil in the home for heating. So, there’s no chance of smelly fumes, explosions, or carbon monoxide poisoning. Because heat pumps are certified by independent laboratories, they include safety cutoff switches for every circuit in the system.



...Electric Heat is Expensive to Operate

Some geo systems are installed with electric strip heat for extreme cold weather. And yes, that can add to your electric bill. However, modern systems are designed to operate without backup heat down to extremely low temperatures. And if your underground system (the “loop”) is sized right, no back up heat is needed at all.

...It’s Too Expensive to Install

Installing geothermal heating and

cooling for your home or building is an investment, no doubt about it.

Geo system owners quickly realize their systems are saving so much money they are recouping their investments in 5-7 years. With the 30% tax credit and other incentives geo can even cost less than a new boiler or HVAC system to install. When you consider the loop will outlive anyone alive today and the heat pump will deliver twice the useful life of most alternatives, that makes for a much more attractive investment.

WATERFURNACE UNITS QUALIFY FOR A 30% FEDERAL TAX CREDIT²

State of Texas

MONTHLY AVERAGE¹

\$53

for Geothermal Heating & Cooling



Symphony Insight

With WaterFurnace, the average Texan pays \$53/mo. to provide heating, cooling and hot water for their home.

WaterFurnace homeowners across the country are reaping the benefits of geothermal heat pumps by utilizing the unlimited reservoir of stored solar energy underground. A WaterFurnace geothermal system taps into this free and renewable resource to provide savings of up to 70% on heating, cooling, and hot water—with a comfort you have to experience to believe. Right now you can save thousands on installation thanks to a 30% federal tax credit². Contact our WaterFurnace Concierges Team to learn more today!



visit waterfurnace.com/TexasPower

WaterFurnace is a registered trademark of WaterFurnace International, Inc. ©2024 WaterFurnace International Inc.

1. 14.5¢ kWh - June 2024 Texa's Monthly Electricity Rate Average | Actual data powered by Symphony

2. ENERGY STAR rated units qualify for 30% through 2032, 26% through 2033 and 22% through 2034

You've got QUESTIONS? We've got ANSWERS.

Whether it's your Bluebonnet bill,
a power outage or another concern
— we're ready to help.

"When you call Bluebonnet, the first thing you hear is a friendly voice saying, 'Hi, thanks for calling Bluebonnet!' Our member service representatives are ready to assist you — whether it's during business hours, in the middle of a storm or even on social media. We're here to provide the answers you need, whenever you need them."

— JENNIFER MARTIN,
Bluebonnet's manager of member operations

By Kirsten Tyler

WE KNOW BLUEBONNET Electric Cooperative's members have questions because employees answered an average of 14,000 phone calls per month last year. The cooperative's knowledgeable member service representatives answer questions about everything from bills to starting new service to power outages. In addition to speaking with a representative, many members turned to our website for answers. Bluebonnet's outage center, billing & payments and payment assistance web pages, which explain ways a bill can be paid and how to report an outage, were visited by 57,831 members in 2024.

We asked the representatives and other cooperative employees what questions Bluebonnet's members ask most frequently. Turn the page for those questions and the answers.

Continued on Page 18



At Bluebonnet Electric Cooperative, employees work to bring you electricity, keep it flowing and answer your questions. Clockwise, from top left:

- 1** David Arldt places a stake on property in Giddings where power poles and lines will soon be installed. He is a Bluebonnet technician who helps design plans for property that does not yet have electric service.
- 2** Tucker Saegert, an apprentice lineworker, climbs a power pole in the Bastrop area to solve an issue with a transformer.
- 3** Apprentice lineworker Terry Swonke and journeyman Zackary Handrick work to restore electricity to members near Chappell Hill after a windstorm.
- 4** Issa Avila Zamora, a member service representative at Bluebonnet, answers members' questions from the cooperative's call center in Bastrop.
- 5** Bianca Rodriguez-Maciell, a representative at the Lockhart member service center, answers questions about a member's bill.



2



3



4



Photos by Sarah Beal

Q&A

Continued from Page 16

How do I get a security light on my property?

If an existing pole with a meter and/or transformer is present, contact member services at 800-842-7708 to ask for a security light. If the light has to be installed on a new pole, Bluebonnet will provide a cost estimate for that work and equipment. After a member service representative enters your request, a Bluebonnet technician will contact you to schedule an appointment either in person or by phone.

You will discuss your needs and, if applicable, the technician will provide a cost estimate. Bluebonnet or one of its contractors will install both the light and the pole if needed. If you have an existing security light that you would like to upgrade to an LED light, there is a one-time fee of \$125,

Payment assistance agencies

Community resources are available to assist Bluebonnet members by providing financial assistance.

If you need help with your bill, contact a member service representative from 8 a.m. to 5 p.m. Monday through Friday at 800-842-7708. Visit bluebonnet.coop/assistance for more information, including contact information for area agencies.

There are more than 25 agencies in 14 counties — including several that serve multiple counties — that may be able to provide payment assistance to Bluebonnet members who live in the communities or regions they serve.

in addition to the monthly charges.

After installation, your monthly bill will be updated to reflect a security light fee, ranging from about \$10 to just under \$20.

If you have an existing light that is damaged or not functioning properly, please contact member services at 800-842-7708 or visit bluebonnet.coop/security-lights to request a repair.

Does Bluebonnet have Spanish-speaking member service representatives?

¿Bluebonnet tiene representantes de servicio para miembros que hablan español?

Yes. Bluebonnet has a dedicated team of 15 Spanish-speaking member service representatives. In 2024, those representatives answered 25,345 calls from Spanish-speaking members. The co-op also has five bilingual representatives who talk with members face to face at Bluebonnet's member service centers. If you need assistance with billing, service changes or general inquiries, our representatives are here to help on the phone or in person from 8 a.m. to 5 p.m. Monday through Friday.

Sí. Bluebonnet cuenta con un equipo de 15 representantes dedicados a servicio al miembro que hablan español. En 2024, esos representantes respondieron 25,345 llamadas de miembros que hablan español. La cooperativa también cuenta con cinco representantes bilingües que hablan con los miembros cara a cara en los centros de servicio para miembros de Bluebonnet en Bastrop, Brenham, Giddings, Lockhart o Manor. Si necesita ayuda con su factura, cambios de servicio o consultas generales, nuestros representantes están aquí para ayudarlo por teléfono o en persona, Lunes a Viernes de 8 a.m. a 5 p.m.

I can't pay my bill by the due date. Can I have more time to pay?

Bluebonnet offers flexible payment options to members when they encounter financial difficulties. If you are unable to pay your bill or need to talk about payment options, go to bluebonnet.coop/assistance, log in to your MyBluebonnet account and click 'Payment Extensions' under the Bill & Pay tab or contact member services at 800-842-7708 from 8 a.m. to 5 p.m. Monday through Friday. Bluebonnet's representatives will work with you to find a solution, whether it's determining if you are eligible for an extension or enrolling you in the cooperative's SteadyPay program, which aims to smooth out the ups and downs of your monthly electric bill. For more information on SteadyPay, see tips at left and visit bluebonnet.coop/steadypay.



Smooth out ups and downs of electric bills with SteadyPay

Bluebonnet Electric Cooperative members can have predictable monthly payments with the cooperative's SteadyPay billing option. If you've been a Bluebonnet member for at least six consecutive months, you can sign up for SteadyPay. Here is how it works:

- Your electric bill is averaged out on a monthly basis, based on your previous 12 months' billing statements. You pay that averaged amount for six months.
- Twice a year — in April and October — Bluebonnet recalculates your payment based on your most recent 12 months of electricity use. The new payment amount will then be updated starting on your May and November billing statements.

- Enrolled in Auto Pay? Your account will automatically be charged the SteadyPay amount on the bill's due date.

- If you pay your SteadyPay amount before your bill is ready, that payment will not apply to your upcoming statement — it will be factored into the next recalculation.

- You can stay on the SteadyPay option as long as you like. Members will be removed from the program if their electric service is disconnected due to nonpayment or if they do not pay the full SteadyPay amount. If removed, you can re-enroll in SteadyPay after 12 consecutive months without a disconnection for nonpayment.

Ready to enroll? Visit a Bluebonnet member service center or call a member service representative at 800-842-7708 from 8 a.m. to 5 p.m. Monday through Friday.

Get more information at bluebonnet.coop/steadypay.

In addition, several organizations in Bluebonnet's region can help some members pay their electricity bills. A complete list of those agencies, including contact information, is at bluebonnet.coop/assistance.

My bill was higher this summer than it was last summer, but nothing has changed at our house. Why did it increase?

Bluebonnet has not raised its rates since 2017. Typically bills fluctuate from year to year because seasonal and temperature changes can change how much electricity you use. During scorching Texas summers and unpredictably cold winters, your HVAC system works overtime to keep your home comfortable, even if you haven't adjusted your thermostat.

To monitor your electricity use and costs, down to the hour, create an online MyBluebonnet account, then log in at bluebonnet.coop or on the cooperative's mobile app. Several tools are available to provide information about your electricity use as well as the average daily temperature each day. You can also compare this year's electricity use with last year's using the bill comparison chart.

Energy efficiency can reduce electric bills: Find tips at bluebonnet.coop/energy-saving-tips, or on our Facebook, Instagram and X pages year-round.

What should I do if I experience a power outage — storm-related or not?

Bluebonnet is committed to providing safe, reliable service around the clock, every day of the year. If you experience a power outage any time — including overnight, on weekends or during holidays — you can report it any of these ways:

1. Text 'OUT' to 44141
2. Call 800-949-4414
3. Use the MyBluebonnet mobile app
4. Visit bluebonnet.coop/report-outage

Once your outage is reported, a crew or crews will be dispatched to restore power as quickly and safely as possible. All members are automatically enrolled in outage text notifications. If you've opted out, you can re-enroll by texting "BBOUTAGE" to 44141. Members can also view the outage map anytime at outage.bluebonnetelectric.coop, and get more information about outages, outage reporting and storm preparedness at bluebonnet.coop/outages.

What electric equipment at my home am I responsible for repairing and what is Bluebonnet responsible for repairing?

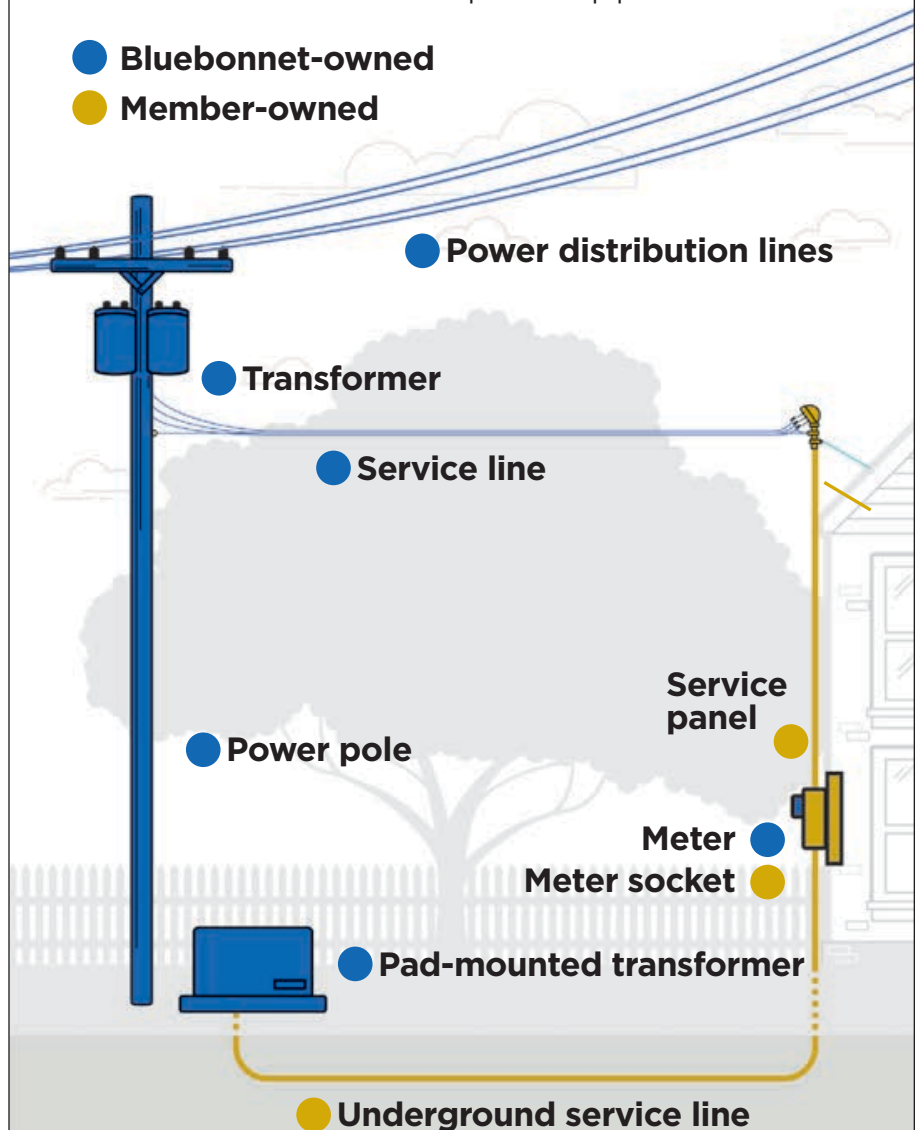
Bluebonnet and its members share responsibility for maintenance and repairs as shown in the illustration at right. As a

Who owns what?

Bluebonnet-owned equipment and member-owned equipment

Equipment in **blue** is owned by the cooperative and in **gold** by the member. If a storm damages any equipment owned by the co-op, we are responsible for repairs. If a storm damages any member-owned equipment, the member is responsible for repairs. Members should hire a licensed electrician to repair their equipment.

- Bluebonnet-owned
- Member-owned



Note: Both overhead and underground service are depicted. Service to a home or business is typically one or the other.

See Q&A on Page 20

From National Rural Electric Cooperative Association

Q&A

Continued from Page 19

member, you are responsible for any issues related to breaker boxes — both main and household breakers. Bluebonnet handles all maintenance and repairs of the meter.

What do I need to do to get electrical service on my property in the Bluebonnet service territory? There are no power poles or lines there now.

If you are moving or transferring service to property in Bluebonnet's service territory that does not already have electricity, call a member service representative at 800-842-7708 from 8 a.m. to 5 p.m. Monday through Friday, or submit a request anytime at bluebonnet.coop/startstop-service.

After the representative enters your request into our system, a Bluebonnet technician will contact you to schedule an in-person or phone appointment. During that appointment, you'll discuss your needs and we will provide a cost

estimate for labor and materials. There could be additional costs related to tree removal or trimming, or if there is a need for specialized materials. Once you accept the price quote and provide all required information to Bluebonnet, it may take up to 12 business days for Bluebonnet or a contractor crew to begin construction of your project. Weather conditions and other unforeseen factors can impact that timeline.

If a new power line needs to be constructed to extend and provide electric service to me, do I need to get an easement from my neighbor?

If Bluebonnet must extend power lines from your neighbor's property to yours, an easement — granting legal access to someone else's property for you to get electricity — will likely be needed. We recommend you share your plans about your electricity needs with your neighbors and ask them to sign an easement to access their property in order to extend electricity to your property. For quick access to an easement form, visit bluebonnet.coop/document-center.

Do I have to own the property where I am requesting electrical service?

Yes. Bluebonnet will only meet with the property owner to discuss new service or changes to existing service. If the owner of the property is

not available, the property owner can reach out to Bluebonnet and approve another individual to meet with a technician from the cooperative.

I need to pay my bill fast before the due date. What is the quickest way to do that?

The Pay Now feature at bluebonnet.coop is the fastest way to pay your bill. Go to bluebonnet.coop and click 'Quick pay' from the top of any page or 'Pay Now' from the email notification that your bill is available. Last year, 393,920 bill payments were made online and through the mobile app.

There are several other ways a member can pay a bill:

- Use a self-service option: Call 800-842-7708 and select Option 2 when prompted. You can also log in to your MyBluebonnet online account or pay on the mobile app.
- Visit a Bluebonnet member service center in Bastrop, Brenham, Giddings, Lockhart or Manor.
- Speak to a member service representative by calling 800-842-7708 from 8 a.m. to 5 p.m. Monday through Friday.

For questions regarding your bill, contact a member service representative or visit a member service center. ■

A QUICK way to pay

Managing your bills has never been easier.

Bluebonnet's **Quick pay** feature lets you pay your bill without logging in!

All you need is your account number and last name or business name.

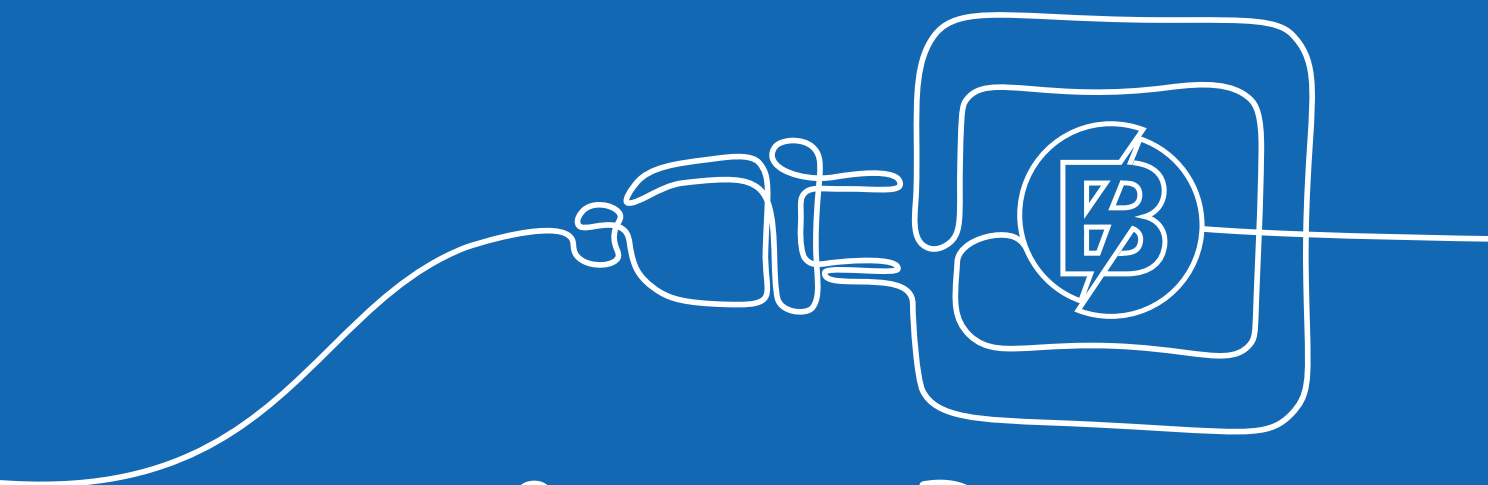
Just click **'Quick pay'** from the top of any page on **bluebonnet.coop**.



29,000 followers
& 25,000 monthly visitors

are
plugged in
to
Bluebonnet!

 Bluebonnet



Are you?



Follow us on Facebook, X, Instagram and LinkedIn
and our website, bluebonnet.coop.

Get important, timely information about:

- The cooperative
- Online account tools and tips
- Severe weather alerts and updates
 - Energy-saving ideas
 - Career opportunities
 - Contests and giveaways

9

FRESH TIPS TO BE MORE ENERGY EFFICIENT THIS SPRING



GET MORE TIPS

Visit bluebonnet.coop/energy-saving-tips for helpful ideas to save electricity all year.

Spring officially begins March 20, bringing new opportunities to save electricity and money. Here are some ways to get started on spring energy savings.

CLEAR THE AIR

Open windows to let fresh air circulate.

COOK OUTSIDE

Soak in the sunshine by grilling or smoking meals. Or toss a salad and make sandwiches to enjoy outdoors.

SEARCH AND SEAL

Cracks and gaps let conditioned air escape. Caulk and weather strip to seal leaks, especially around windows and doors.

LET THE LIGHT IN

Open blinds and curtains and turn off lights to save electricity.

BE FAN FRIENDLY

Set ceiling fans to turn counterclockwise for cooling. Remember, fans cool people, not rooms, so turn them off when you leave.

ADJUST THE THERMOSTAT

Set your thermostat for the milder months ahead. Consider turning it off entirely during mild weather or scheduling cooling before you arrive home if you have a smart thermostat.

TUNE UP YOUR SYSTEM

Have an HVAC technician inspect your system before the peak cooling season.


UNPLUG AND SAVE

Disconnect devices you don't use regularly. Plugged-in devices draw power even when not in use. A smart power strip makes it easy to turn off multiple items at once.

MOVE OUTDOORS

Trade lights, TVs, computers and devices for outside activities.

A GUIDE TO YOUR PROXY FORM



VOTING INSTRUCTIONS

- VOTING BY PROXY**
- Mark your selections by placing a ✓ or an X inside the appropriate box(es).
 - Fold and mail this form in the enclosed postage-paid envelope.
 - addressed to: Bluebonnet Electric Cooperative, c/o Survey & Ballot Systems, P.O. Box 46430, Eden Prairie MN 55344-9751.
 - All mailed proxies must be postmarked by May 6, 2025, in order to be valid.
 - Proxies may also be registered with Bluebonnet's principal office by returning to any Bluebonnet Member Service Center by 5 p.m., May 6, 2025.
- VOTING IN PERSON AT THE ANNUAL MEETING**
- The Annual Meeting will be held on Tuesday, May 13, 2025, at 2:30 p.m. at The Silos on 77, 1031 CR 223, Giddings, Texas.
 - Registration will open at 1:30 p.m. and close at 2:30 p.m.
 - Once you register at the Annual Meeting your proxy may be revoked at that time.
 - If you need assistance with your proxy form, please call Bluebonnet Member Services at 800-842-7708 from 8 a.m.-5 p.m. Monday through Friday or email annualmeeting@bluebonnet.coop

PROXY

This proxy shall remain in effect on any subsequent date, time and place to which said Annual Meeting may be recessed or postponed, giving full authority to the appointed proxy to vote for me, as if I were present in person, on all matters that come before such meeting, including election of directors and passing upon reports as well as the transaction of such other business as may come before the meeting.

- STEP 1: Please choose who you want to vote your proxy**
- If you do not make a selection below, your proxy will be assigned to the Proxy Committee. ←

- I assign my proxy to the Proxy Committee:
The Proxy Committee of Bluebonnet Electric Cooperative, Inc. comprised of Byron Balke, Bryan Bracewell, Roderick Emanuel, Russell Jurk, Robert Mikeska and Shana Whiteley, with full power of substitution, as my proxy and agent for the Annual Meeting of the Cooperative to be held at 2:30 p.m. on Tuesday, May 13, 2025, at The Silos on 77, 1031 CR 223, Giddings, Texas.
- OR
- I assign my proxy to the Bluebonnet member named below:
_____ with full power of substitution, as my proxy and agent for the Annual Meeting of the Cooperative to be held at 2:30 p.m. Tuesday, May 13, 2025, at The Silos on 77, 1031 CR 223, Giddings, Texas.

STEP 2: Check either "A" or "B"

→ If you check both A and B, your vote may not be counted. ←

- A. I instruct the Proxy Committee or the individual named above to vote my proxy at its discretion.
- OR
- B. I instruct the Proxy Committee or the individual named above to vote for the candidates checked below.

DISTRICT 1 CALDWELL, HAYS, GUADALUPE, GONZALES COUNTIES	DISTRICT 3 BASTROP COUNTY	DISTRICT 5 BURLINSON COUNTY
<input type="checkbox"/>	<input type="checkbox"/>	<input type="checkbox"/>

STEP 3: Sign

→ If you do not sign, your vote cannot be counted. ←

SIGNATURE _____ DATE _____ TELEPHONE # _____

ACCOUNT NAME _____ 10-DIGIT ACCOUNT NUMBER _____

ADDITIONAL ACCOUNT NAME (IF APPLICABLE) _____

Bluebonnet Electric Cooperative's Annual Meeting will be on Tuesday, May 13, 2025, at The Silos on 77 event center in Giddings

One of the benefits of being a Bluebonnet member is having a say in cooperative business, including voting on agenda items and for the cooperative's Board of Directors during the Annual Meeting. Ensure your voice is heard by submitting a proxy form by May 6, 2025, or attending the Annual Meeting in person on May 13, 2025. Proxy forms will arrive in a blue envelope to your mailbox starting in March.

The Proxy Committee is made up of the directors who are not up for election this year.

If you assign your vote to another member, be sure to print clearly and legibly the name of that individual who will serve as your proxy at the Annual Meeting.

Your account number will be printed on the proxy form you receive in the mail. If you pick up a proxy form at a member service center, you must write your account number in this space. Your account number can be found in the upper left portion of your bill, below the name on your account.

If you cannot attend the Annual Meeting, you assign your vote either to another member who will attend the meeting or to the Proxy Committee to vote in your place.

Be sure and sign your proxy or your vote can't be counted.

Please print clearly and legibly the name on your account as it appears on your Bluebonnet bill. You can find that name on the top left portion of your paper or online bill.

Don't miss the deadline to turn in your proxy form. It must be postmarked by May 6, or dropped off at any Bluebonnet member service center by 5 p.m. that day.



*Classic Chic —
the toast of
France*

Style and Sophistication for a Fraction of the Price!

I Lost a Fortune at the French Races, but Fortunately I Found This Bag



Ready! Set! Go!" The starting gate opened and 19 horses galloped off, each jockeying for the lead. While Apache, the horse I bet on, was the odds-on favorite, his rival Napoleon pulled ahead in the race's final seconds.

In less than a minute I lost a fortune at the Paris horseraces.

After a brief moment of disbelief, something caught my eye. It seemed like every woman in Paris was carrying the same classic handbag! I had to have one for my own, so I had our handbag designers interpret this classic offer. Presenting the **Parisian Chic Claire Handbag**.

Inspired by the equestrian gear I encountered in the stables after the race. The **Claire Bag** is the color of saddle leather with metal adornments that recall horse bits and stirrups. Sturdy and chic, the Claire Bag is ideal for the woman on the go. See for yourself why the **Parisian Chic Claire Handbag** is the toast of France!

Backed by our **satisfaction guarantee**, you can revel in its sophistication risk-free for 30 days. Should it fail to dazzle, return it for a full refund of the item price.

Jewelry Specifications:

- Brown vegan leather.
- 8 1/2" x 4" D x 6 1/2" H, 9 1/2" H w/ handle.
- Two interior open pockets, two interior zipped pockets, one outside zipped

Parisian Chic Claire Handbag

~~\$299~~ \$39* + S&P **Save \$260**

**You must use Insider Offer Code PCH163-01 to get this price.*

1-800-333-2045

Your Insider Offer Code: PCH163-01



Rating of A+


Stauer®

14091 Southcross Drive W.

Dept. PCH163-01, Burnsville, MN 55337

www.stauer.com

Stauer® | AFFORD THE EXTRAORDINARY®



TCP Listen as W.F. Strong narrates this story on our website.



He was wily.

He would often stop, face south and sniff the breeze for the smell of the Gulf. At night, a cowboy would rope him and tie him to a big bush or tree.

One day, the cattle balked at a full-flowing river. “Rope old Sancho and lead him in,” a boss ordered. They did so, and Sancho led the herd across.

But as soon as he was released, Sancho returned to the rear of the herd where he could watch for chances to head home to his mesquite tree and tamales.

The herd nonetheless moved ever northward. Across the Canadian, across the Cimarron. Across Kansas, around Dodge City, across Nebraska, under the Black Hills and past the Bighorn Mountains—2,000 miles.

They finally reached Wyoming. Sancho was still halting now and then to sniff southward to see if he might get a whiff of Texas somewhere in the wind. He didn’t like this new land.

The new ranch branded CR on Sancho, and the Shiner boys headed home, leaving Sancho behind.

The next spring, back in Texas, Rigby was riding near Kerr’s home. He said, “I looked across the pear flat and saw something that made me rub my eyes.”

He rode over and looked. It was Sancho. He had both the 7Z road brand and the CR range brand on him as plain as day. He went to talk to Kerr.

“Yes, Sancho got back six weeks ago,” Kerr said. “Hoofs worn down to hair. But Maria went might near out of her mind with joy at seeing him.” She hugged him and cried and fed him hot tamales.

After that, Sancho slept every night under the mesquite by the gate. ■

Sancho’s Long Road

The legend of the tamale-loving longhorn

J. FRANK DOBIE ADAPTATION BY W.F. STRONG

FOLKLORE IS NOT HISTORY, but it is historical. It gives us a window into the sentiments and humor of the people who lived in those times and told those stories.

One of folklorist J. Frank Dobie’s favorite stories was that of a longhorn named Sancho. He heard it from John Rigby of Beeville, in South Texas. Dobie figured Rigby had dressed up the story a bit and admitted that he himself had done some “constructive work” on it over the years.

It goes like this.

There was a man named Kerr who lived on a small ranch out in the brush country south of San Antonio. One winter day in 1876, he found a cow dead in a bog with her near-lifeless calf beside her. Kerr roped the calf and took it home to his wife, Maria.

She cleaned up the poor calf and bottle fed him until Kerr could find another cow with a calf to adopt the orphan. Maria named the calf Sancho.

She began feeding him tamales, shuck and all, seasoned with peppers. Out in the brush, he began eating the chile pequin peppers that grew wild in shaded places.

Sancho was eventually branded and turned into a steer, but he was as strong as any bull. Nonetheless he remained Maria’s pet and came in from the range each night to sleep under a mesquite tree.

When Sancho was 3, Kerr sold the steer to the Shiner brothers, who were to deliver three herds to buyers in Wyoming.

They branded him 7Z for the drive north, but Sancho kept lagging back and was tagged by the boys as one to watch.

LONGHORN: LEEKRIS | ADOBE STOCK. LANDSCAPE: CHRISTOPHER | ADOBE STOCK. TAMALES: JANET DELIGHT | DREAMSTIME.COM

Pies, Pies, Pies

Regardless of the filling, you're guaranteed a slice of heaven

BY VIANNEY RODRIGUEZ, FOOD EDITOR

Indulge in chocolaty goodness with this easy pie. A luscious mix of whipped cream and rich pudding creates a smooth, decadent filling. Each bite offers a satisfying crunch and melt-in-your-mouth sweetness, making this dessert irresistible for any chocolate lover!

Chocolate Chip Pie

1 quart heavy cream
2 cups powdered sugar
2 tablespoons vanilla extract
1 box instant chocolate pudding mix
(5.9 ounces)
2 cups whole milk
2 cups mini chocolate chips, divided use
2 chocolate cookie pie crusts
(9 inches each)

1. Using a handheld or stand mixer fitted with a whisk attachment, whip heavy cream, powdered sugar and vanilla on medium-high speed until medium peaks form, about 3–4 minutes. Set aside.
2. In a large bowl, whisk together pudding mix and milk until smooth. Gently fold half the whipped cream and 1 cup mini chocolate chips into the chocolate pudding.
3. Divide filling evenly between crusts, and smooth out top with a spoon.
4. Top with remaining whipped cream and sprinkle with remaining 1 cup chocolate chips.
5. Place in fridge to chill at least 2 hours. Serve chilled.

SERVES 12

TCP Follow Vianney Rodriguez as she cooks in *Cocina Gris* at sweetlifebake.com, where she features a recipe for Piloncillo Candied Pecan Pie.





Peanut Butter Buttermilk Pie

ROSE M. DAILEY
HOUSTON COUNTY EC

This is a creamy, indulgent twist on a Southern classic. It combines the tangy goodness of buttermilk with the smooth, nutty flavor of peanut butter, creating a filling that's sweet and slightly tart.

**1 unbaked deep-dish pie crust
(9 inches)**

4 tablespoons (½ stick) butter

½ cup creamy peanut butter

1¼ cups sugar

3 tablespoons flour

⅛ teaspoon salt

1 cup buttermilk

4 eggs, lightly beaten

1. Preheat oven to 425 degrees. If crust is not already in a pie dish, arrange unbaked crust in pie dish.

2. In a microwave-safe bowl, melt butter and peanut butter together in the microwave on medium-high (70% power) for 15 seconds, or longer as needed to melt butter. Allow to cool 5 minutes.

3. In a large bowl, stir together sugar, flour, salt and buttermilk. Stir in eggs to blend completely. Add the cooled peanut butter mixture and stir until smooth.

4. Pour filling into pie crust. Bake 10 minutes at 425 degrees, then reduce heat to 350 degrees and bake 25–30 minutes longer.

5. Remove from oven and allow to cool before serving.

SERVES 6–8

CONTINUED ON PAGE 28 >

\$500 WINNER

Strawberry Custard Pie

MILLIE KIRCHOFF
NUECES EC



Delight your guests with this perfect blend of sweet and tangy flavors. Fresh strawberries nestled over a creamy custard are sweetened with vanilla and a hint of lemon juice for brightness. The velvety filling pairs beautifully with the buttery crust. This is a showstopper.

1 pie crust (9 inches), prepared and baked according to package directions

2 egg yolks

1½ cups sugar, divided use

7 tablespoons cornstarch, divided use

¼ teaspoon salt

2 cups whole milk

1 tablespoon (½ stick) butter

1 teaspoon vanilla extract

1 cup water, divided use

1 tablespoon lemon juice

6 cups fresh strawberries, hulled and quartered

1. Place crust on a baking sheet. In a heatproof medium bowl, lightly whisk egg yolks.

2. In a medium saucepan over medium-high heat, whisk together ¾ cup sugar, 4 tablespoons cornstarch, salt and milk. Bring to a boil. Boil 1 minute, whisking constantly.

3. Slowly pour ½ cup milk mixture into egg yolks, whisking constantly. Add egg mixture to the saucepan, reduce heat and cook for an additional minute, whisking constantly until mixture thickens.

4. Remove from heat and stir in butter and vanilla. Pour custard mixture into baked pie shell.

5. In a bowl, stir together remaining ¾ cup sugar, remaining 3 tablespoons cornstarch and 2 tablespoons water.

6. In a medium saucepan over high heat, bring remaining ¾ cup water to a boil. Stir in sugar mixture and cook, stirring constantly, 2–3 minutes until thick and clear. Remove from heat and stir in lemon juice. Fold strawberries into syrup.

7. Spoon strawberries over custard mixture and chill in refrigerator at least 4 hours. Serve chilled.

SERVES 6–8



TCP \$500 Recipe Contest

BEEFY BURGERS DUE MARCH 10

Backyard grilling is the best part of summer. How do you build your perfect burger? Submit your all-star recipe, and you might flip over \$500. Enter by March 10.

UPCOMING: ONE-SKILLET DINNERS DUE APRIL 10



Edna's Dewberry Pie

TINA WEBB
BLUEBONNET EC

Fresh berry filling crowned with a sweet, crunchy topping makes for one appetizing pie. Webb's mother-in-law, Edna, passed down this recipe that's been in the family for generations. Webb uses the native dewberries she gathers each season to make the pie, but blackberries will work too.

PIE

- 1 unbaked pie crust (9 inches)
- 4 cups dewberries
- 1½ cups sugar
- ½ cup flour
- 1 teaspoon salt
- 2 eggs, lightly beaten
- ½ cup sour cream

TOPPING

- ½ cup flour
- ½ cup sugar
- 4 tablespoons (½ stick) butter, chilled and diced



1. **PIE** Preheat oven to 350 degrees. If crust is not already in a pie dish, arrange unbaked crust in pie dish.
2. Place dish on a baking sheet and place berries inside.
3. In a bowl, mix together sugar, flour, salt, eggs and sour cream. Pour mixture over dewberries.
4. **TOPPING** In another bowl, stir together flour and sugar. Use hands to work in butter

Tips by the Ton

BY VIANNEY RODRIGUEZ

I baked a ton of pies for this issue. Before all that testing, I wish I had known:

Place your pie on a baking sheet in the oven to prevent a huge mess. The filling might bubble over. Trust me on this one.

Don't rush the cooling process. Allow the pie to cool completely before slicing. It's worth the wait.

pieces until large clumps form. Sprinkle topping over pie.

5. Bake 45 minutes or until golden brown. Remove from oven and allow pie to cool 2 hours at room temperature before serving.

SERVES 6-8

WILDFIRE PREPAREDNESS BEGINS WITH YOU

Have your "Go Kit" packed and ready.

Create defensible space around your home.

Identify two evacuation routes incase one becomes compromised.

Communicate with local officials and learn how they will send emergency notifications.



tfsweb.tamu.edu/PreventWildfire



APPLY NOW for TREWA SCHOLARSHIPS

\$30,000 AVAILABLE

for college-bound students

Application available at
TREWA.ORG
DEADLINE: MARCH 15

The Texas Rural Women's Association (TREWA) will award twenty \$1,500 scholarships to TREWA members or their children. Membership dues are \$10 per year.

150 Years of Iconic U.S. Silver Dollars

Peace

Silver Eagle Type 1

FIVE OF THE MOST SOUGHT-AFTER U.S. SILVER DOLLARS, IN ONE SET!



Morgan

Eisenhower



Silver Eagle Type 2



Actual sizes: 38.1-40.6 mm

Dates will vary

YOUR ULTIMATE SILVER DOLLAR SET

150 Years of Iconic U.S. Silver Dollars from the Morgan to the Silver Eagle in One Master Collection!

The heritage of American Silver Dollars is rich, marked by stunningly beautiful designs that capture the hearts of collectors around the world. In this iconic U.S. Silver Dollar set, spanning nearly 150 years, you're getting FIVE American Silver Dollars issued over the last 15 decades that each reflect the history, culture and economic aspects of the United States.

We've Done the Work for You with this Extraordinary 5-Pc. U.S. Silver Dollar Set

Each of these U.S. Silver Dollars is sought-after by collectors individually, but this set includes every design of U.S. Silver Dollar in American history, issued from 1878 to 2024!

Morgan Silver Dollar: First struck 146 years ago in 1878, the Morgan has a historic legacy as the coin that helped build the American West. Minted until 1904, then again in 1921, this 90% silver coin is the most collected vintage Silver Dollar in the world. Extremely Fine (XF) condition coin included in set.

Peace Silver Dollar: With a beautiful design memorializing peace following the end of World War I, the 90% silver Peace Dollar proved to be very popular with the American people. Extremely Fine (XF) condition coin included in set.

Eisenhower Dollar: The last circulating U.S. dollar coin, the Eisenhower Dollar was prized by Americans, with its design featuring war hero President Dwight D. Eisenhower, backed by an Apollo II moon landing design. The Eisenhower Dollar in this set was struck in 40% silver for collectors, in Brilliant Uncirculated (BU) condition.

Silver Eagle Type 1: The first-ever U.S. Silver Dollar minted in 99.9% silver, these coins were first struck in 1986 following President Ronald Reagan's signing of the Liberty Coin Act into law on July 9, 1985. This gorgeous Silver Dollar features the

original, revered Type 1 "Heraldic Eagle" reverse design by John Mercanti, 12th Chief Engraver of the U.S. Mint. In Brilliant Uncirculated (BU) condition.

Silver Eagle Type 2: In honor of the popular 99.9% silver coin's 35th anniversary in 2021, the Silver Eagle received a new, esteemed Type 2 "Eagle Landing" reverse design. This is the current issued coin by the U.S. Mint. In Brilliant Uncirculated (BU) condition.



SAVE with this Ultimate U.S. Silver Dollar Set!

You'll save both time and money on this 150 Year U.S. Silver Dollar Set, with FREE SHIPPING and a BONUS presentation case, plus a new and informative 150 Years U.S. Silver Dollars booklet! Call right now to get yours before they're gone!



BONUS Case!



Ultimate U.S. Silver Dollars Set
Regular Price \$249 - \$199

Save \$50.00 (over 20%) + FREE SHIPPING

FREE Bonus Pack — A \$25 Value!

With your order, you'll receive a Bonus Pack that includes: a Declaration of Independence 8.5 x 11" Commemorative, a 1934 \$100,000 Gold Commemorative Print, a 1957 \$1 Silver Certificate Note in Very Fine condition, a One-Ounce Morgan Copper Bar, and a Morgan Silver Dollar booklet.



For fastest service call today toll-free

1-800-517-6468

Offer Code YSL213-02
Please mention this code when you call.

SPECIAL CALL-IN ONLY OFFER

GovMint • 1300 Corporate Center Curve, Dept. YSL213-02, Eagan, MN 55121

FREE SHIPPING: Standard domestic shipping. Not valid on previous purchases.

GovMint.com® is a brand of Asset Marketing Services, LLC (AMS). AMS is a retail distributor of coin and currency issues and is not affiliated with the U.S. government. The collectible coin market is unregulated, highly speculative and involves risk. Prices, facts, figures and populations deemed accurate as of the date of publication but may change significantly over time. All purchases are expressly conditioned upon your acceptance of our Terms and Conditions (www.amsi-corp.com/terms-conditions); to decline, return your purchase pursuant to our 30 day Return Policy (www.amsi-corp.com/product-return-policy). ©2025 Asset Marketing Services, LLC.



COURTESY CHET GARNER

Heaven in Houston

A Rice University art installation transports viewers at dusk and dawn

BY CHET GARNER

THERE I SAT, in total silence, on the campus of Houston’s Rice University, surrounded by dozens of other people just staring at the ceiling. But this wasn’t any normal ceiling.

It was equal parts lights show, meditation and spaceship, slowly changing colors and seemingly transporting all of us into another dimension. After 40 minutes, the light show ended, and I felt like I’d been given a brain massage—a welcome side effect to witnessing the glory of the Twilight Epiphany Skyspace.

This bit of artistic madness was created by James Turrell, an internationally acclaimed master of color, light and messing with your eyes. In the daylight, this artistic installation built in 2012 looks like a giant UFO hovering over a Mayan pyramid. But at sunrise and sunset, the UFO fires up its engines and lifts off. It’s currently closed but will reopen in late spring.

I rolled onto Rice’s campus about 20 minutes before sunset. The experience is totally free and open to the public, and there was a docent on-site to answer questions. “So, we just go sit and stare?” I asked. “Yes,” she answered. “You’ll know when it starts.”

At first, I felt a bit uncomfortable sitting around with total strangers staring at a blank white surface. But as the daylight faded, the lights began to shine and we all drifted into a hypnotic trance. There were neons and purples, greens and reds, each fading slowly into the next.

Was I looking at the orange hues of a Texas sunset, or was it just a vibrant projection? Hard to say, as the edges of the giant square seemed to blend seamlessly into the surrounding sky.

Every now and then, a giggle would break the silence and remind me that this was indeed a very strange collective experience. However, sometimes the weirdest art is the most wonderful of all. ■

ABOVE Chet takes in the exterior of the Twilight Epiphany Skyspace.

TCP Watch the video on our website and see all Chet’s Texplorations on *The Daytripper* on PBS.



Know Before You Go

Call ahead or check an event’s website for scheduling details, and check our website for many more upcoming events.

MARCH

1

Weatherford [1–31] Grow at Clark Gardens, (940) 682-4856, clarkgardens.org

8

Abilene The Gatlin Brothers, (325) 676-6211, abileneconventioncenter.com

Luling Rajun’ Cajun Throwdown & Gumbo Cookoff, (830) 875-5058, lulingmainstreet.com

14

Round Top [14–15] Herbal Forum & Plant Sale, (979) 249-3129, festivalhill.org

Tolar [14–15] Ceramic Expo & Handcrafted Items, (254) 716-5227, westceramicshow.com

16

Fredericksburg St. Patrick’s Day Coin Hunt, (830) 990-2044, fbgtx.org

22

Huntsville Herb Festival at the Wynne Home, (281) 787-3895, texasthymeunit.org

Kingsville How To Recognize a Champion Horse, (915) 533-0048, tomlea.com

La Grange David Wilcox, (979) 968-9944, thebugleboy.org

Palestine Dogwood Festival, (903) 729-6066, palestinechamber.org

Tomball Choo-Choo Chow Down, (281) 290-1035, tomballtx.gov

25

Fort Worth [25–30] Clue, (817) 212-4280, basshall.com

27

Sagerton [27-29] Hee Haw,
(940) 200-0035, facebook.com/sagertonheeew

28

Cuero [28-29] Heirloom Stitches Guild of Cuero Quilt Show, (361) 550-9388

Georgetown [28-29] Quilt Show, (512) 869-1812, handcraftsunlimited.com

Hamilton [28-29] Hamilton County Master Gardener Vegetable Sale, (254) 386-3919, hamilton-tx@tamu.edu

29

Burnet Hill Country Lawn & Garden Show, (512) 756-3059, burnetcountyhighlandlakes mastergardener.org

Sabinal [29-30] Wild Hog Festival & Craft Fair, (830) 486-8549, sabinalwildhogfestival.com

APRIL

3

Corsicana John Conlee, (903) 874-7792, corsicanapalace.com

4

Fredericksburg [4-6] Texas Fandango, thetexasfandango.com

5

Port Arthur Cajun Heritage Fest, (409) 985-7822, visitportarthurtx.com

Waxahachie [5-May 26] Scarborough Renaissance Festival, (972) 938-3247, srfestival.com

TCP Submit Your Event

We pick events for the magazine directly from TexasCoopPower.com. Submit your June event by April 1, and it just might be featured in this calendar.

Roadtrip!

Cherished history

Charm around every corner

Miles of trails to explore

Unique shopping

start planning!



Nacogdoches
Texas Starts Here



Bank C.D.'s Due? CALL US NOW

1-800-359-4940 TEXAS TOLL-FREE
www.mattsonfinancialservices.com

BLAKE MATTSON, CFP™
Signal Securities, Inc., 5400 Bosque, 4th Floor, Waco, TX 76710
Serving Customers All Over Texas

All C.D.'s are insured to \$250,000 per institution by the F.D.I.C. All C.D.'s are subject to availability. Securities offered thru Signal Securities, Inc., Member FINRA/SIPC 700 Throckmorton, Ft. Worth, TX 76102. (817) 877-4256.

WE BUY MINERALS



We pay cash for producing or non-producing mineral interests.

CALL US TODAY! 1-888-735-5337



Hit the Road

TCP Plan now
TexasCoopPower.com/events

RIVER CRUISE VACATIONS NOW BOOKING

Experience the beauty and history of Canada's rivers. 4, 5, 6, 7 nights of small ship cruising on a classic riverboat with departures from Kingston, Ottawa, and Quebec City. Call to request our free travel brochure.

1-800-267-7868
www.StLawrenceCruiseLines.com

Small Spaces

Tiny and terrific, there's a whole world to explore right at our fingertips. Between the cracks of the sidewalk, tucked in the petals of a flower or deep in an underground cave, nature awaits if we only slow down long enough to take a look.

CURATED BY GRACE FULTZ

1 KATY FRANCESCHINI
PEDERNALES EC

"This little frog in our garden frog found the perfect spot to hide."

2 SHELBY BARLET
HAMILTON COUNTY EC

"I found this little guy looking for respite on my windowsill. Turns out he was trying to get away from my cat!"

3 KATHERYN JAGER
PEDERNALES EC

"My husband, Garrett Smith, an environmental scientist, squeezes into a Texas cave entrance."

4 GREGORY COTHERN
TRINITY VALLEY EC

"A tree frog finds shelter for the day in the leaf whorl of a canna lily."



Upcoming Contests

DUE MAR 10 Catch of the Day

DUE APR 10 College Life

DUE MAY 10 Off-Road Adventures



Enter online at TexasCoopPower.com/contests.

TCP See Focus on Texas on our website for many more Small Spaces photos from readers.



Nanny's Blessing

A grandmother sows memories for generations through her love of bluebonnets

BY SHANE TORNO
ILLUSTRATION BY
SARAH FERONE

MY GRANDMOTHER, NANNY to us kids, loved bluebonnets. She loved all wildflowers but especially bluebonnets.

She was a native Texan so that fact is probably no surprise. However, her love for these attractive weeds went beyond the standard Texas loyalty.

A typical Texan will happily drive for hours in the spring for the chance to view vast fields of the state flower. Of course she would often do this, but she would also collect seeds throughout the year so that she could plant them along highways in the fall.

As a child, I would sometimes accompany her and operate the shovel while she sowed the seeds in places where she could keep her eye on them during their growth.

Prior to these experiences with her, I had always assumed that the wildflowers

were responsible for their own dispersion. Now, whenever I see bluebonnets along the road, I imagine a little old woman urging a reluctant teen boy with a shovel to “keep up the pace!”

Nanny didn't just plant bluebonnets along the road though, she sowed them anywhere the sun shined. Her front yard, her side yard, her backyard, city parks, vacant lots, alleyways.

She was very successful, too. Her bluebonnet patches often attracted admirers, photographers and plenty of pollinators.

My wife also loves bluebonnets. She grew up in Kerrville and got to enjoy some of the state's best bluebonnet gazing with her family along the Hill Country's famously scenic Willow City Loop.

Once we had our own children, my wife and I would photograph our young sons in Nanny's bluebonnet patches. That's because, despite my shovel work with my grandmother, I never had any success growing my own.

Back in 2015, I bought some property out in the country that would eventually be my homesite. One of the first things I did with that property was plant bluebonnet seeds with my sons.

But no bluebonnets came up. Year after year I would plant more seeds. No bluebonnets.

Nanny died in December 2023 at the age of 97. She had good health and enjoyed her independence until the very end, and she even tended her garden with care up until the last few years.

She was a blessing to many people, even some who never knew her or knew why there were so many bluebonnets between Sinton and Rockport, north of Corpus Christi.

Last spring—inexplicably—I had some big, beautiful bluebonnet patches in my front flower bed, even though I didn't sow any seeds in the fall.

If you ask me if I think this is a coincidence, I would say, yes, of course it is.

But it is my favorite coincidence ever. ■



RENEWAL
by **ANDERSEN**
FULL-SERVICE WINDOW & DOOR REPLACEMENT

Get a **FREE** consultation!
Call **855-962-5195**

IT'S OUR 31-DAY SALES EVENT

Save Big on Replacement Windows and Doors!

\$379

OFF EACH WINDOW¹

MINIMUM PURCHASE OF 4

AND

\$779

OFF EACH DOOR¹

MINIMUM PURCHASE OF 4

AND NO Money Down | **NO** Monthly Payments | **NO** Interest for 12 months¹

MINIMUM PURCHASE OF 4 - INTEREST ACCRUES FROM THE DATE OF PURCHASE BUT IS WAIVED IF PAID IN FULL WITHIN 12 MONTHS



TESTED, TRUSTED, AND TOTALLY PROVEN.²



Offer Ends 4/30/2025

Call for your **FREE** consultation.

855-962-5195

FINDYOURWINDOW.COM


**More 5-Star
Reviews**



Than Other Leading Full-Service
Window Replacement
Companies*

¹DETAILS OF OFFER: Offer expires 4/30/2025. Not valid with other offers or prior purchases. Get \$379 off per window, get \$779 off per entry/patio door and 12 months no money down, no monthly payments, no interest when you purchase four (4) or more windows or entry/patio doors between 3/1/2025 and 4/30/2025. Subject to credit approval. 12-month Promo Period: while no payments are due, interest accrues but is waived if the loan is paid in full before the Promo Period expires. Any unpaid balance owed after the Promo Period, plus accrued interest, will be paid in installments based on the terms disclosed in the customer's loan agreement. Financing is provided by various financial institutions without regard to age, race, color, religion, national origin, gender, or familial status. Savings comparison based on purchase of a single unit at list price. Available at participating locations and offer applies throughout the service area. See your local Renewal by Andersen location for details. License numbers available at renewalbyandersen.com/license. Some Renewal by Andersen locations are independently owned and operated. ²Based on testing of 10 double-hung units per ASTM E2068 20 years after installation. ³It is the only warranty among top selling window companies that meets all of the following requirements: easy to understand terms, unrestricted transferability, installation coverage, labor coverage, geographically unrestricted, coverage for exterior color, insect screens and hardware, and no maintenance requirement. Visit renewalbyandersen.com/nationsbest for details. ⁴Review aggregator survey of 5-star reviews among leading national full-service window replacement companies. January 2024 Reputation.com. *Renewal by Andersen" and all other marks where denoted are trademarks Andersen Corporation. ©2025 Andersen Corporation. All rights reserved. RBA14201

ACT NOW!
Your Deadline is approaching




Texas Property Owner? Let Ownwell reduce your property taxes!

- 86% Success Rate
- No Upfront Cost



Start saving at:

ownwell.com/save8



Over 200,000 Satisfied Customers!

Ownwell reduces your property taxes in Texas by...



Fighting for a lower assessed value resulting in property tax savings.



Locking in lower tax assessment through an exemption.



Monitoring your property for additional tax savings.

*Don't delay...
your deadline
is approaching*

Start Saving at:

ownwell.com/save8

Why Ownwell?

86% Success Rate

Our customers save \$1,102 on average.

No Upfront Cost

Plus a free tax savings estimate.

Completely Hassle-Free

We handle the entire process from start to finish.

Savings-or-Free Guarantee

Pay just 25% of tax savings, the lowest rate in the industry. No savings, no fee. It's that simple!

Getting Started is as easy as 1-2-3:

Sign up in less than 3 minutes online. We'll handle the rest.

- 1 Enter your address.
- 2 Get your savings estimate.
- 3 Answer a few questions.

